

Memo

To: KHSAA Member School Superintendents, Principals, and Athletic Directors

From: Louis Stout, Commissioner *LS*
Brigid L. Devries, Executive Assistant Commissioner *B.L.D.*

Date: May __, 2001

RE: 2001 Title IX Forms Submission

School Meade County High Reviewed By GARY W. LAWSON (502) 875-3817

The following is a status report regarding the required 2000 - 2001 Title IX submission of forms due in to the KHSAA office by April 15, 2001. Appropriate audit personnel have reviewed these forms and the following is a summary of this review.

I. Checklist of Forms properly submitted in a satisfactory manner:

- | | |
|---|--|
| <input checked="" type="checkbox"/> GE 19 (Annual Verification) | <input checked="" type="checkbox"/> T-4 (Summary Program Chart 4) |
| <input checked="" type="checkbox"/> T-1 (Summary Program Chart 1) | <input checked="" type="checkbox"/> T-41 (Checklist - Overall Interscholastic Program) |
| <input checked="" type="checkbox"/> T-2 (Summary Program Chart 2) | <input checked="" type="checkbox"/> T-60 (Corrective Action Plan) |
| <input checked="" type="checkbox"/> T-3 (Summary Program Chart 3) | <input checked="" type="checkbox"/> T-63 (Interscholastic Survey Results) |

II. Status

- A. 2000 - 2001 Forms are satisfactory and no further information or action is necessary at this time.
- B. Errors have been noted with respect to the following forms and corrected copies are being returned to you for placement in your Title IX file to ensure proper submission in the future.

- C. The following forms were omitted and must be submitted by school representatives.

- D. Other Recommendation and Comments:

The school has done an excellent job of submitting data requested as follow-up to the 3-6-2001 audit visit and addressing AREAS of CONCERN in their 2000-2001 CORRECTIVE ACTION PLAN.

APR 09 2001



**KENTUCKY HIGH SCHOOL ATHLETIC ASSOCIATION
ANNUAL VERIFICATION OF TITLE IX PROCEDURES
(To be submitted by April 15, 2001 along with other required forms)**

The Meade County High School, Brandenburg, Kentucky
(Name of High School) (City)

certifies to the Kentucky High School Athletic Association that the following is an accurate and true representation of the facts surrounding compliance with Title 20, U.S.C. Titles 1681-1688, et. Seq. (also known as Title IX)

I certify the following provisions in accordance with records at the school contained in the permanent Title IX file, and to the best of my knowledge have completed the following tasks. (All boxes must be checked)

Established a gender equity committee at the high school. (list committee personnel provide attachment if necessary)

Name	Address	Phone	Title
see attachment			

Scheduled a minimum of three meetings during the 2000-2001 school year on the following dates:
December 6, 2000
March 1, 2001
March 29, 2001

Designated the following person as the Title IX coordinator for the school:

John Proctor Athletic Director 21 Lakeshore Pkwy, Brandenburg KY 422- 4931
Name Title Address Phone

School personnel is continuing to make periodic reviews of the boys and girls athletics program reflected in the Corrective Action Plan.

In addition to the above information, the above referenced school maintains a complete permanent file relative to Title IX records including copies of the self-assessment audit, all corrective action plans, and other related materials.

John Proctor
(School Authorized Signature)
David T. Wilson
(Superintendent Signature)

AD
Position (Principal, Designated Rep)
James B. Inman
(School Board Chairperson)

7/6, 20 01
(Date)

**MEADE COUNTY HIGH SCHOOL
GENDER EQUITY COMMITTEE
2000-2001 SCHOOL YEAR**

Karen Adkisson	875 Quail Run Road, Brandenburg, KY 40108	422-2969	Parent Representative
Shirley Beavin	6255 Midway Road, Brandenburg, KY 40108	422-3979	Parent Representative
Ashley Campbell	109 Honeysuckle Way, Brandenburg, KY 40108	422-4931	Student Representative
Gabe Chapman	108 Knollwood Road, Brandenburg, KY 40108	422-4931	Student Representative
Jim DeVries	312 Hardin Street, Brandenburg, KY 40108	422-3434	Retired Coach, Athletic Director
Barry Hahn	174 Piping Rock, Brandenburg, KY 40108	422-2914	Assistant Superintendent
Ramona Johnston	295 Green Street, Brandenburg, KY 40108	496-4575	Assistant Coach, Girls Basketball
Dennise Mudd	1109 Elm Street, West Point, KY 40177	942-4447	Retired Coach
Bobby Skaggs	770 Fairway Drive, Brandenburg, KY 40108	422-3363	Coach, Middle School Athletic Director

ACCOMMODATION OF INTERESTS AND ABILITIES

SUMMARY PROGRAM CHART 1

Participation Opportunities Test One

Program	Enrollment (1)	Percentage of Total Enrollment (3)	Number of Interscholastic Participants (double and triple count) (4)	Percent of Total Participation (5)
GIRLS	699	49%	196	43%
BOYS	737	51%	265	57%
Totals (2)	1436	100%	461	100%

Instructions:

- 1) Determine the total number of girls enrolled.
Determine the total number of boys enrolled.
- 2) Add the total number of girls and boys enrolled to determine total enrollment.
- 3) Calculate the percentage of total enrollment that is female. Calculate the percentage of total enrollment that is male.
- 4) Ask the head coaches to review the most updated eligibility or squad lists for their teams. Ask coaches to confirm the names of those individuals who are on the team as of the first date of competition, and cross out the names of those who were cut from the team or quit the team prior to the first competitive event. Determine the total number of interscholastic athletics participants that are girls. In order to determine the total number of athletics participants an individual should be counted each time he or she participates on a team. For example, if Jane Doe competes on the varsity volleyball team, the junior varsity volleyball team, the junior varsity basketball team, and the varsity softball team, she should be counted as four participants (do not include club or intramural sports participants or cheerleaders). Calculate the same way for boys and girls.
- 5) Calculate the percentage of female participation (column 1) based on information from (column 4).

Calculate the percentage of male enrollment (column 1) based on information from (column 4).

Note: While being within three percent is not a formal compliance standard; if the percent listed in column 5 is within 3% of column 3 then it provides a good target within which compliance is likely.

Signature:  Date: 3/23/01

ACCOMMODATION OF INTERESTS AND ABILITIES
SUMMARY PROGRAM CHART 2

Participation Opportunities Test Two

Program	Number of Teams Currently Offered (1)	Number of Teams Added in Last Five Years (2)	Number of Participants Added in Last Five Years (3)	Percent of Total Participation By Sex (4)	
GIRLS	varsity:	9	2	25	13%
	j.v.:	5	2	23	12%
	frosh:	1			
	other:				
	total:	15	4	48	25%
BOYS	varsity:	9	1	9	3.5%
	j.v.:	6	1	5	2%
	frosh:	3			
	other:				
	total:	18	2	14	5.5%

- 1) Calculate the number of interscholastic teams offered for girls at each competitive level (for example, varsity, junior varsity, and freshman levels).
- 2) Calculate the number of interscholastic teams that have been added in the last five years at each competitive level.
- 3) Determine the total number of participants that are currently on the teams that were added in the last five years.
- 4) Calculate the percentage of participants that have been added in the last five years. For example, if girls' varsity soccer (22 participants), junior varsity soccer (18 participants), junior varsity golf (8 participants), and freshman softball (15 participants) have been added in the last five years, then 63 participation opportunities have been added for girls. If the total number of female participants in the program is 300, taken from form T-1, column 4 then 21% of the current opportunities (63 of 300) have been added in the last five years. Note: The total number of male/female participants should be the same as item 4 on Summary Program Chart 1 on form T-1.

Note: If the percentage of current female participants added in the last five years is 25% or greater, compliance with test two may be possible. If less than 25%, then compliance with test three should be analyzed. CAUTION: 25% is not a formal compliance standard. The count shall be taken on the first day of competition for students that are officially members of the team.

Signature:  Date: 3/23/01

ACCOMMODATION OF INTERESTS AND ABILITIES

SUMMARY PROGRAM CHART 3

Participation Opportunities Test Three

If girls are underrepresented in the interscholastic athletics program, answer the following questions for girls only. If boys are underrepresented in the interscholastic athletics program, answer the following questions for boys only.	GIRLS		BOYS
1. Is there an intramural team offered in a sport not now available in the interscholastic athletics program? (YES or NO)	NO		
2. For a sport <u>not</u> currently offered, is there sufficient interest to form a viable interscholastic team based on participation on an intramural team or community recreation teams? (YES or NO)	NO		
3. For a sport currently offered, is there enough interest to form a viable team for a junior varsity, freshman, or other interscholastic level that is not currently offered? (YES or NO)	NO		
4. If you answered yes to question one, two, <u>or</u> three, are there enough other high schools in your school's normal competitive region offering the sport and competitive level of sport to constitute enough competition for a reasonable competitive schedule? (YES or NO)	NO		

Signature:  Date: 3/23/01

**ACCOMMODATION OF INTERESTS AND ABILITIES
SUMMARY PROGRAM CHART 4**

Levels of Competition Test One

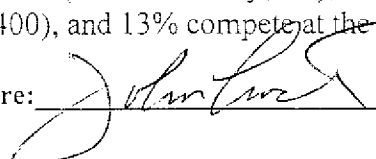
Team Levels		
Total Number of Athletics Participants in All Levels	GIRLS	BOYS
1. Number of Varsity Teams Offered	9	9
2. Number of Participants on all Varsity Teams	119	144
3. Percentage of Total Varsity Participants By Sex	61%	54%
4. Total Number of Male Participants At All Levels	196	265
5. Number of Junior Varsity Teams Offered	5	6
6. Number of Participants on all Junior Varsity Teams	66	68
7. Percentage of Total Junior Varsity Participants By Sex	34%	26%
8. Number of Freshman Teams Offered	1	3
9. Numbers of Participants on all Freshman Teams	11	53
10. Percentage of Total Freshman Participants By Sex	5%	20%

- 1) Determine the number of teams at the varsity, junior varsity, and freshman levels for boys and girls. (#1, 5, 8)

- 2) Determine the total number of participants for boys and girls at each competitive level. (#2, 6, 9)

- 3) Calculate the percentage of female and male participants at each level. (3, 6, 9)
 Example: Take the total number of female participants from the Summary Program Chart 1 (form T-1) and divide it into the number of total participants for each level, varsity, junior varsity and freshman levels. Perform the same calculation for male participants. For example, if there are a total of 300 female participants, and 180 girls are on varsity teams, 80 girls on junior varsity teams, and 40 girls on freshman teams, then 60% of girls' participation opportunities are at the varsity level (180 divided by 300), 27% are at the junior varsity level (80 divided by 300), and 13% are at the freshman level (40 divided by 300). If there are a total of 400 male participants, and 250 participate at the varsity level, 100 boys participate on junior varsity teams, and 50 boys participate on freshman teams, then 63% of boys participate at the varsity level (250 divided by 400), 25% compete at the junior varsity level (100 divided by 400), and 13% compete at the freshman level (50 divided by 400).

Signature: _____



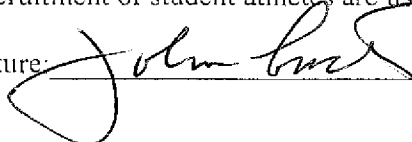
Date: 3/23/01

2000-2001 KHSAA TITLE IX ATHLETICS AUDIT

Checklist - Overall Interscholastic Athletics Program

Areas of Compliance	ADVANTAGE TO		
	GIRLS' PROGRAM	BOYS' PROGRAM	NEITHER PROGRAM (Compliance)
Opportunities			X
Equipment and Supplies			X
Scheduling of Games and Practice Time		X	
Travel and Per Diem Allowances			X
Coaching			X
Locker Rooms, Practice and Competitive Facilities			X
Medical and Training Facilities and Services			X
Publicity		X	
Support Services			X
Athletic Scholarships**			X
Tutoring**			X
Housing and Dining Facilities and Services**			X
Recruitment of Student Athletes**			X

** Athletic scholarships, tutoring specifically for athletes, housing and dining facilities and services, and recruitment of student athletes are usually not relevant at the high school level.

Signature: 

Date: 2 April 2001

School Year: 2000-2001

Signature: 

Date: 2 April 2001

TITLE IX CORRECTIVE ACTION PLAN

To utilize this form indicate the intended area which needs corrective action and the suggested change time table for implementation. You may copy this form as needed. Please attach corrective action plans along with audit forms and submit by April 15, 2001.

ITEM FOR CORRECTION	SUGGESTED CHANGE	TIME TABLE FOR CORRECTIVE ACTION
<p>#1</p> <p>The Gender Equity Committee recognizes that the percentage of Girls' basketball games on the "prime time" nights of Friday and Saturday is not as high as that of the Boys' program (24% compared to 44%). This was a concern last year as well, and the GEC took some steps to improve it.</p>	<p>The GEC directed the Athletic Director to continue to work with both coaches to close the gap between the Girls' and Boys' program. In addition to following the same strategies used in the past, this may require that both teams will have to play on the same night at different locations.</p>	<p>Although the goal is to reduce the disparity between the percentages, the GEC recognizes that this is an on-going task which may require several years until the inequity no longer exists. For 2001-2002, the plan is to raise the percentage of Girls' games on Fridays and Saturdays beyond the 24% of 2000-2001.</p>

School Year: 2000-2001

Signature: 

Date: 2 April 2001

**TITLE IX
CORRECTIVE ACTION PLAN**

To utilize this form indicate the intended area which needs corrective action and the suggested change time table for implementation. You may copy this form as needed. Please attach corrective action plans along with audit forms and submit by April 15, 2001.

ITEM FOR CORRECTION	SUGGESTED CHANGE	TIME TABLE FOR CORRECTIVE ACTION
<p>#2</p> <p>The Gender Equity Committee was concerned about the broadcasts of Boys' basketball games instead of Girls' games when the two teams were playing on the same night. Even though this occurred only 2-3 times in the 2000-2001 season, it may be more likely next season as the Girls' teams schedule more games on Fridays and Saturdays.</p>	<p>The Athletic Director will discuss the concern with the management of WMMG and ask for their help in correcting the inequity. He will provide the station with schedules as soon as possible so that they can make the necessary plans.</p>	<p>The goal is to completely correct this inequity for the 2001-2002 season.</p>

INTERSCHOLASTIC ATHLETICS SURVEY
Summary Of Student Responses

Instructions:

1. Summarize the Student Athletics Interest Surveys by listing the total number of responses on the line next to each sport.
2. Under the other category please provide a listing of the sports as well as the number of students who are interested in participating.
3. Please sign and date the Summary Form (T-64) and mail the Summary Form only to the KHSAA by April 15, 2001. Do not mail the original.

Date: 2/27/01
Completed By: Ashley Campbell
Gabe Chapman

Fall Sports (List Total Number of Participation Responses)

191 Football
148 Girls' Volleyball
32 Boys' Volleyball
15 Boys' Cross-Country
34 Girls' Cross-Country
43 Girls' Field Hockey
36 Boys' Golf
12 Girls' Golf
45 Boys' Soccer
45 Girls' Soccer

Winter Sport (List Total Number of Responses)

140 Boys' Basketball
93 Girls' Basketball
33 Boys' Swimming & Diving
79 Girls' Swimming & Diving
103 Boys' Wrestling
96 Girls' Gymnastics
N/A Boys' Indoor Track
N/A Girls' Indoor Track

Spring Sport (List Total Number of Responses)

45 Boys' Track
63 Girls' Track
105 Girls' Tennis
54 Boys' Tennis
91 Girls' Slow Pitch Softball
62 Girls' Fast Pitch Softball
160 Boys' Baseball

Reasons for not participating in interscholastic athletics. (From Survey Question 8)


Response	Number
<u>85</u> I prefer other activities such as band, chorus, etc.	
<u>276</u> I don't have time	
<u>53</u> The practice schedules and game times are inconvenient	
<u>65</u> The sport I like isn't offered	
<u>31</u> It's too expensive	
<u>31</u> I prefer to participate in club or intramural sports	
<u>156</u> Working	
<u>175</u> Other	

Student Suggestions to encourage participation

John Chapman

Ashley Campbell
Signature

2/27/01
Date



APR 09 2001

Assistant Principals

John Proctor
Scott Bogard

Guidance Counselors

Bob Schrader, Dept. Head
Bonnie Wardrip
Dennis Farmer
Peggy Hardesty, Secretary

MEADE COUNTY HIGH SCHOOL

Dr. Richard Hughes, Principal

938 Old State Road
Brandenburg, Kentucky 40108
(270) 422-4931 Fax (270) 422-3928

Student Government

Ashley Campbell, President

SBDM Council

Donna Brown
Rosemarie Folden
Will T. Parker, II
Larry Mofield
Matt Spencer

6 April, 2001

Department Heads:

Darryl Matherly
Agriculture

Sherry McCleavy
Art

John Proctor
Athletic Director

Bob Stith
Business

Glenda Padgett
Cafeteria Manager

Ron Walters
Computer Lab

Sam Melloy
Curriculum

Laura Miller
English

Bobbie Simpson
Executive Assistant

Janet Scott
Family/Consumer Sci.

Joni House Webb
Foreign Language

Amy Flanagan
Media Specialist

Barbara Hambly
Mathematics

Shirley Jones
Bruce Soderstrom
Music

Susan Staples
Office Manager

Stace McElfresh
Phy. Educ./Health

Alison Taylor
Science

Geraldine Miller
Social Studies

Marlinda Stull
Special Education

John Slone
Technology Ed.

To Whom It May Concern:

Enclosed are the completed/updated forms and reports requested by the Title IX KHSAA Audit Report.

The audit team of Martha Mullins and Gary Lawson visited on 3/6/01 and requested the attached information be submitted by 4/15/01.

John Proctor
Athletic Director

"Meade County High School: A work in progress as evidenced by the chipping away, in pursuit of continuous improvement in student achievement, of anything that does not resemble a World Class High School."

SELECTION OF CHEERLEADERS

REPORT TO KHSAA

4/15/01

Meade County High School and its Gender equity Committee recognize that the two cheerleading squads (Green and White) do differ in terms of their ability and experience. The Green squad is the better squad and competes in state-wide and national competitions. However, both squads compete equally at boys' and girls' basketball games. The schedule is made out cooperatively by the AD and the Cheerleading Coach at the beginning of the seasons to ensure that each team is supported in 50/50 manner.

Attached is the information given out when the cheerleaders try out in the Spring. Also attached is the schedule followed by the two squads during the 2000-2001 basketball season.

This is the same procedure which will be followed for the 2001-2002 seasons.

Before try-outs we have a sign-up sheet posted at the high school so that those who are interested in trying out can sign up.

We also have a sign-up sheet over at the middle school so that in-coming freshmen are able to sign up.

We usually try to leave the sign-up sheet up for two weeks.

Those who sign-up are required to get a Parent Permission form to be signed before try-outs. Also they must pick up teacher evaluation forms. These must be given to all of their teachers.

We use the teacher evaluation forms to see if anyone who is trying out is having trouble with their grades. Also the teacher comments on the students behavior.

Last year the students that were trying out were taught one cheer and one dance. The student then had to make up their own Two bids cheer.

We have a closed try-out procedure. Parents and friends are not allowed to watch.

The Coaches judge the try-outs. And just like basketball, baseball, ect., we coaches select the ones who make the squad.

Cheedeading Tryouts Judging Sheet

Candidate _____

<u>Category</u>	Possible Points	<u>Points</u>
Gymnastic Skills	25	_____
Jumps.	20	_____
Communication Skills Voice, facial expressions, confidence	10	_____
Motion Technique Arm levels, sharp motions, correct fists	15	_____
Dance Technique Sharp motions, keeps beat, expression	10	_____
Group Cheer	10	_____
Two Bids Cheer	10	_____
<hr/>		
Judge's Total	100	_____

MASTER BASKETBALL SCHEDULE 2000-01

DATE	DAY	H/A	B/G	OPPONENT	TIME	ADMIN	GATE	CLOCK	PEP BAND	CHEER	SECURITY	SPECIAL EVENTS
11/27	M	A	G	OLDHAM CO	600	JP				GREEN		
12/01	F	A	B	FT KNOX	600	JP				GREEN		
12/04	M	H	G	CENT HARDIN	600	JP	HK	GC	A	GREEN		DANCE TEAM
12/05	TU	H	B	LARUE CO	600	JD	HK	DE	B	WHITE		
12/07	TH	A	G	FLOYD CENT	600	JD				WHITE		
12/08	F	H	G/B	N BULLITT	600	SB	RP	GC	A	WH/GR	YES	DANCE TEAM/DANCE
12/11	M	H	B	E-TOWN	600	JP	RP	GC	B	GREEN		
12/12	TU	A	G	E-TOWN	600	SB				WHITE		
12/14	TH	A	G	HANCOCK CO	630	SB				WHITE		
12/15	F	A	B	BETHLEHEM	600	JD				WHITE		
12/15	F	A	G	BULLITT CENT	600	SB				GREEN		
12/19	TU	H	B	BRECK CO	600	JD	HK	DE	A	GREEN	YES	DANCE TEAM
12/21	TH	H	G	BARDSTOWN	600	JP	BS	GG	Soloist	WHITE		
12/26	TU	A	B	SPENCER CO	600	SB				NONE		
12/27-29	WF	A	G	DAVIESS CO TRN	TBA							
12/28-30	TH-S	A	B	GREEN RIVER TRN	TBA							
01/02	TU	A	B	HART CO	630	JP				WHITE		
01/05	F	H	B	CENT HARDIN	600	JP	BS	GG	B	GREEN	YES	DANCE
01/08	M	H	B	NORTH HARDIN	600	JD	HK	GG	A	WHITE	YES	
01/09	TU	H	G	NORTH HARDIN	600	SB	BS	DE	B	GREEN		
01/11	TH	H	G	BRECK CO	600	JP	RP	DE	Soloist	WHITE		
01/13	S	H	G/B	BULLITT EAST	600	JD	BS	DE	Soloist	GR/WH		DANCE TEAM
01/15	M	A	G	GRAYSON CO	630	JD				GREEN		
01/18	TH	H	G	E-TOWN	600	SB	RP	GC	A	WHITE		DANCE TEAM
01/19	F	A	B	E-TOWN	600	JP				GREEN		
01/23	TU	A	G	HANCOCK CO	630	SB				WHITE		make-up game from 12/14
01/23	TU	H	B	BARDSTOWN	600	JP	HK	GG	Soloist	GREEN		
01/25	TH	H	G	LARUE CO	600	JD	BS	DE	B	WHITE		
01/26	F	A	B	BRECK CO	630	SB				GREEN		
01/30	TU	A	B/G	CENT HARDIN	600	JD				WH/GR		
02/02	F	H	B/G	FT KNOX	600	SB	RP/BS	GC	Jazz Band	WH/GR	YES	HOMECOMING/DANCE
02/06	TU	A	G/B	NORTH HARDIN	600	JP				GR/WH		
02/09	F	H	B/G	NELSON CO	600	JP	RP/BS	DE	A	WH/GR	YES	SENIOR NIGHT/DRUM LINE/DANCE
02/13	TU	H	B	OLDHAM CO	600	SB	HK	GG	B	GREEN		DRUM LINE
02/13	TU	A	G	FT KNOX	600	JD				WHITE		
02/15	TH	A	G	FERN CREEK	600	SB				WHITE		
02/16	F	A	B	OWEN CATH	630	JP				WHITE		
02/17	S	H	B	BRECK CO	600	JD	BS	GG	A	GREEN	YES	DANCE TEAM make-up game 12/19
02/20	TU	A	B	LARUE CO	600	SB				GREEN		
02/23	F	A	G/B	SOUTHERN	600	JD				WH/GR		revised 1/18/01

HK-H. Kelley; BS-B. Simpson; RP-R. Proctor; GC-G. Cecil; DE-D. Erwin; GG-G. Grant; JD-J. DeVries; SB-S. Bogard; JP-J. Proctor

PRIME TIME CONTESTS/GIRLS' BASKETBALL

REPORT TO KHSAA

4/15/01

Meade County High School and its Gender Equity Committee recognize the need to provide "prime time" exposure for the Girls' Basketball Program to the same degree as the Boys' Basketball Program. With that in mind, we have striven to accomplish this by increasing the number of Friday and Saturday nights that our girls play. During the 2000-2001 season, our Ladywaves had 24% of their games scheduled on these two nights. The boys played 44% of their games at these times.

For the upcoming 2001-2002 season the GEC has made it a priority to reduce this difference. The Athletic Director will work with the coaches to schedule a greater number of girls' games during "prime time". This will continue for future seasons until the gap no longer exists.

SCHEDULING OF GAMES AND PRACTICE TIMES - SUMMARY PROGRAM COMPARISON CHART 1

Teams	no. of regular season contests	no. of pre-season scrimmages	no. of post-season tournament contests	time/day of contests okay? Y or N	weeks of practice before first contest	practice time okay? Y or N	practice length okay? Y or N	no. of practices okay? Y or N
G V basketball	25	2	TBD	Y	4	Y	Y	Y
B V basketball	25	2	TBD	Y	6	Y	Y	Y
G JV basketball	16	2	0	Y	4	Y	Y	Y
B JV basketball	17	2	0	Y	6	Y	Y	Y
G Fr basketball	15	1	1	Y	4	Y	Y	Y
B Fr basketball	16	0	1	Y	6	Y	Y	Y
G V softball	34	2	TBD	Y	6	Y	Y	Y
B V baseball	33	2	TBD	Y	6	Y	Y	Y
G JV softball	26	2	1	Y	6	Y	Y	Y
B JV baseball	24	2	1	Y	6	Y	Y	Y
G Fr softball								
B Fr baseball								
G cross country	JV / 6 Y / 8	0	JV / 0 Y / 1	Y	6	Y	Y	Y
B cross country	JV / 6 Y / 8	0	JV / 0 Y / 1	Y	6	Y	Y	Y
G V golf	8	0	1	Y	3	Y	Y	Y
B V golf	16	0	1	Y	3	Y	Y	Y
G JV golf								
B JV golf								


Signature: 

Date: 3/28/01

SCHEDULING OF GAMES AND PRACTICE TIMES - SUMMARY PROGRAM COMPARISON CHART 2

Teams	no. of regular season contests	no. of pre-season scrimmages	no. of post-season tournament contests	time/day of contests okay? Y or N	weeks of practice before first contest	practice time okay? Y or N	practice length okay? Y or N	no. of practices okay? Y or N
G V soccer	17	2	4	Y	5	Y	Y	Y
B V soccer	16	2	4	Y	5	Y	Y	Y
G JV soccer	17	2	3	Y	5	Y	Y	Y
B JV soccer	16	1	0	Y	5	Y	Y	Y
G Fr soccer								
B Fr soccer								
G swimming	7	0	2	Y	4	N	N	N
B swimming	7	0	2	Y	4	N	N	N
G track	9	0	1	Y	3	Y	Y	Y
B track	9	0	0	Y	3	Y	Y	Y
G V tennis	14	0	2	Y	3	Y	Y	Y
B V tennis	14	0	2	Y	3	Y	Y	Y
G JV tennis								
B JV tennis								
G V (list sport)								
B V wrestling								
G JV (list sport)								
B JV wrestling								

Signature: _____




Date: _____

3/28/01

SCHEDULING OF GAMES AND PRACTICE TIMES - SUMMARY PROGRAM COMPARISON CHART 3

Teams	no. of regular season contests	no. of pre-season scrimmages	no. of post-season tournament contests	time/day of contests okay? Y or N	weeks of practice before first contest	practice time okay? Y or N	practice length okay? Y or N	no. of practices okay? Y or N
G V volleyball	12	2	0	Y	3	Y	Y	Y
B V football	10	2	0	Y	4	Y	Y	Y
G JV volleyball	12	3	0	Y	3	Y	Y	Y
B JV football	7	0	0	Y	5	Y	Y	Y
G Fr volleyball								
B Fr football	9	0	1	Y	3	Y	N	Y
G (list sport)								
B (list sport)								
G (list sport)								
B (list sport)								
G (list sport)								
B (list sport)								

Signature: _____



Date: _____

3/28/01

BUDGETS - PROGRAM COMPARISON CHART I

Teams	equipment and supplies		travel <small>PAID BY BOE</small>		awards		coaches' salaries		facilities improvements		publications (if sport-specific)	
	B*	E	B	E	B	E	B	E	B	E	B	E
G basketball	\$6669.00				\$150.00		25,199		0			
B basketball	\$5922.25				\$100.00		23,957		0			
G softball	\$7119.08				\$50.00		5,490		\$5521.08			
B baseball	\$8833.00				\$100.00		2,500		\$3198.71			
G cross country	\$459.29				\$200.00		965					
B cross country	\$1168.56				\$150.00		965					
G golf	\$1042.80				0		1,250					
B golf	\$2978.37				\$150.00		1,250					
G soccer	\$4097.45				\$550.00		14,536					
B soccer	\$6562.98				\$350.00		10,276					
G swimming	\$2381.77				\$650.00		1,250					
B swimming	\$954.96				\$200.00		1,250					

Signature:



Date:


6 April 2001

BUDGETS - PROGRAM COMPARISON CHART 2

Teams	equipment and supplies		travel <u>PAID BY BOE</u>		awards		coaches' salaries		facilities improvements		publications (if sport-specific)	
	B	E	B	E	B	E	B	E	B	E	B	E
G track	\$1778.30				\$50.00		1695					
B track	\$1778.30				\$50.00		1695					
G tennis	\$115.68				0		1250					
B tennis	\$142.80				\$150.00		1250					
G volleyball	\$4727.38				\$350.00		3970					
B wrestling	N/A				N/A		N/A					
G (list sport)												
B (football)	35,091.44				\$900.00		46,053					
G (list sport)												
B (list sport)												

* "B" is for budgets and "E" is for expenditures

Signature:



Date:


6 April 2001

ATHLETIC SCHOLARSHIPS - SUMMARY PROGRAM CHART**

Program	Dollar Amount Awarded for Athletic Ability	Percentage of Total Dollars Awarded	Number of Participants (single count)	Percent of Total Participation
GIRLS	\$250.00	33%	175	46%
BOYS	\$500.00	67%	208	54%
Totals	\$750.00	100%	383	100%

** If applicable to program.

Signature: _____



Date: 6 April 2001